

**BEHAVIORAL SCIENCES REGULATORY BOARD
BOARD MEETING AGENDA
MONDAY, FEBRUARY 12, 2024**

The Board meeting will be a remote-only meeting. The meeting will be conducted virtually on a Zoom platform and by telephone conference call. If there are any technical issues during the meeting, you may call the Board office at, 785-296-3240.

You may view the meeting here: <https://youtube.com/live/K9cueLpVCjc?feature=share>

To join the meeting by conference call: 877-278-8686 (Pin: 327072)

The Behavioral Sciences Regulatory Board may take items out of order as necessary to accommodate the time restrictions of Board members and visitors. All times and items are subject to change.

Monday, February 12, 2024

10:00 a.m. Call to Order and Roll Call

- I. Opening Remarks, Board Chair**
- II. Agenda Approval**
- III. New Business**
 - A. Discussion on Legislative Budget Committee Recommendations**
- IV. Adjournment**

BEHAVIORAL SCIENCES REGULATORY BOARD

FY 2023 – FY 2025 BUDGET ANALYSIS

FIGURE 1
BUDGET OVERVIEW, FY 2023 – FY 2025

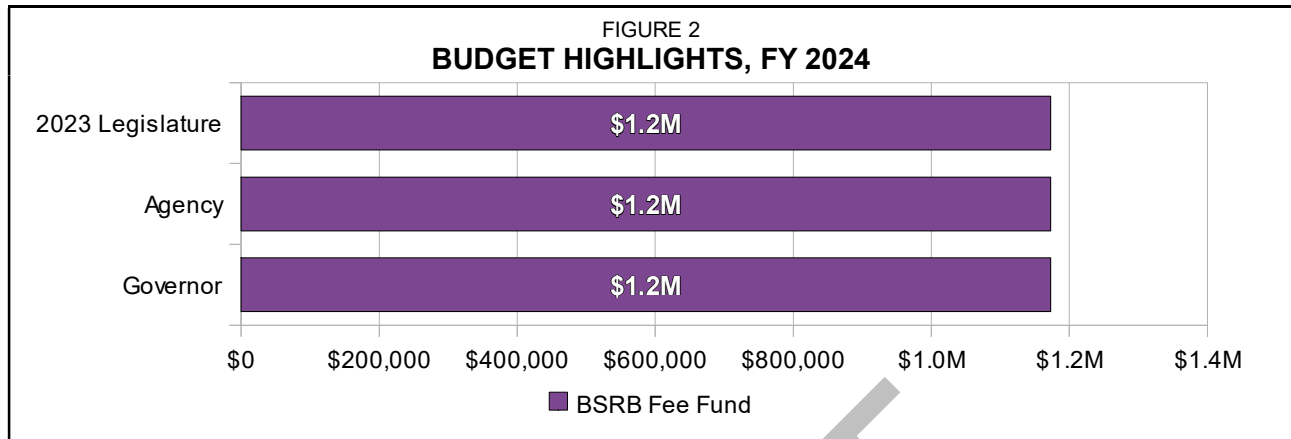
	Actual FY 2023	Agency FY 2024	Governor FY 2024	Agency FY 2025	Governor FY 2025
Operating Expenditures:					
State General Fund	\$ -	\$ -	\$ -	\$ -	\$ -
Federal Funds	2,278	-	-	-	-
All Other Funds	1,010,079	1,173,036	1,173,036	1,195,945	1,195,945
<i>Subtotal</i>	<u>\$ 1,012,357</u>	<u>\$ 1,173,036</u>	<u>\$ 1,173,036</u>	<u>\$ 1,195,945</u>	<u>\$ 1,195,945</u>
Capital Improvements:					
State General Fund	\$ -	\$ -	\$ -	\$ -	\$ -
Federal Funds	-	-	-	-	-
All Other Funds	-	-	-	-	-
<i>Subtotal</i>	<u>\$ -</u>	<u>\$ -</u>	<u>\$ -</u>	<u>\$ -</u>	<u>\$ -</u>
TOTAL	<u>\$ 1,012,357</u>	<u>\$ 1,173,036</u>	<u>\$ 1,173,036</u>	<u>\$ 1,195,945</u>	<u>\$ 1,195,945</u>
Percentage Change:					
State General Fund	-- %	-- %	-- %	-- %	-- %
All Funds	21.2 %	15.9 %	15.9 %	2.0 %	2.0 %
FTE Positions	9.5	11.5	11.5	11.5	12.0

The mission of the Behavioral Sciences Regulatory Board (BSRB or Board), as established by KSA 74-7501, is to protect the public's health, safety, and welfare from unlawful or unprofessional practitioners who fall under the Board's jurisdiction. The agency has defined the statutory credentialing qualifications by establishing, through rules and regulations, minimal educational and experiential requirements that applicants seeking credentialing in each of the regulated groups must satisfy before the Board grants the applicable credential. The Board has also defined statutorily prohibited conduct through rules and regulations and has defined those acts that constitute unprofessional or incompetent practice.

The 12 members of the Board include 2 licensed psychologists, 2 licensed social workers, 1 licensed professional counselor, 1 licensed master's-level psychologist, 1 licensed marriage and family therapist, 1 licensed addiction counselor or licensed clinical addiction counselor, and 4 public members. The Governor appoints all Board members to serve four-year terms.

EXECUTIVE SUMMARY

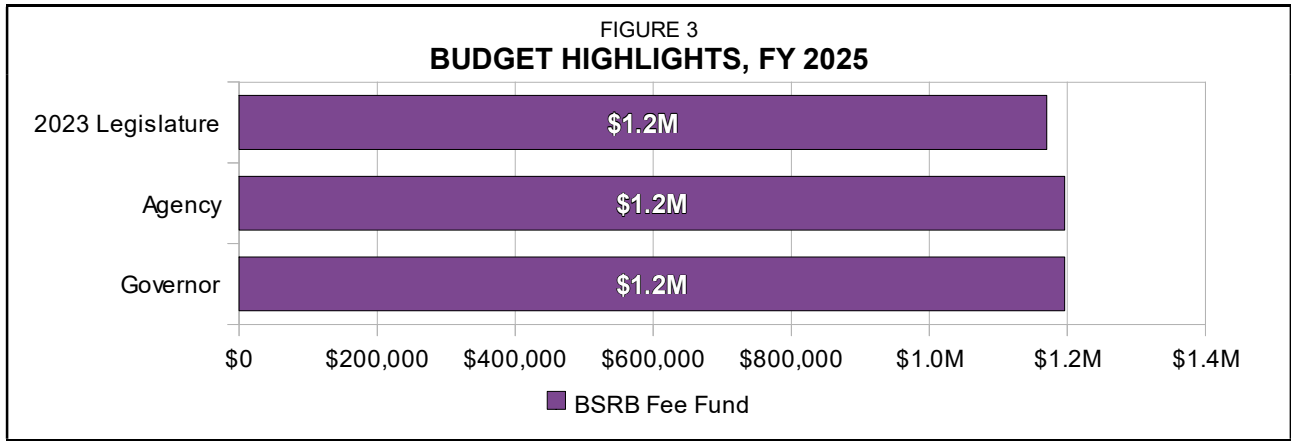
The 2023 Legislature approved a budget of \$1.2 million, all from the BSRB Fee Fund, for the Behavioral Sciences Regulatory Board in FY 2024. No changes were subsequently made to this amount.



The **agency** requests a revised estimate of \$1.2 million, all from the BSRB Fee Fund, in expenditures and 11.5 FTE positions in FY 2024. This is the same as the amount approved by the 2023 Legislature.

While the agency does not request an increase to its expenditure limitation, the agency's estimate does include changes within and between categories of expenditure within the amount approved by the 2023 Legislature. The revised estimate includes an increase of \$3,228 in salaries and wages due to increases in fringe benefits, and an increase of \$1,375 in commodities for office supplies for the two new licensing specialists approved by the 2023 Legislature. These increases are offset by an estimated decrease of \$3,163 in contractual services attributable to a decrease in legal services and other decreased expenditures.

The **Governor** concurs with the agency's revised estimate in FY 2024.



The **agency** requests a revised estimate of \$1.2 million, all from the BSRB Fee Fund, in expenditures and 11.5 FTE positions for FY 2025. This is an increase of \$22,909, or 2.0 percent, above the FY 2024 revised estimate and \$25,776, or 2.2 percent, above the amount approved by the 2023 Legislature. This increase is primarily to account for an increase in expenditure limitation that was inadvertently omitted from the Legislative Pay Plan in 2023 SB 25. This adjustment would achieve the intended effect of the pay plan and does not represent a substantive change from the salary adjustments approved by the 2023 Legislature.

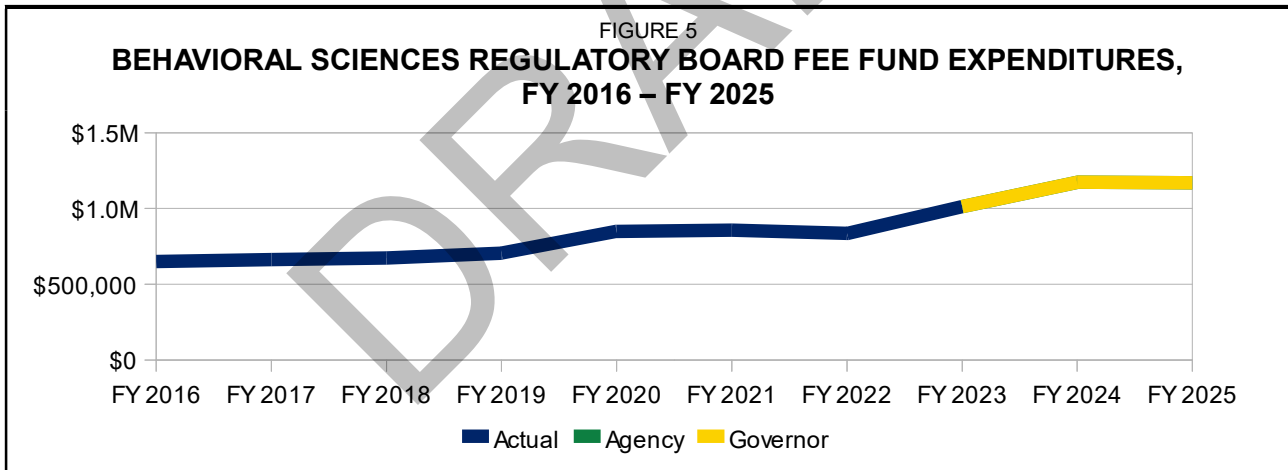
The **Governor** concurs with the agency's requested expenditure limitation for FY 2025. However, the Governor recommends the addition of 0.5 FTE position to convert a part-time position to full-time to assist with the agency's licensing responsibilities, which have expanded in recent years. The Governor recommends decreasing the agency's contracted labor budget by \$25,000 for FY 2025 and increasing the salaries and wages budget by the same amount. This results in no change to the expenditure limitation when compared with the agency's request for FY 2025.

EXPENDITURES AND FINANCING

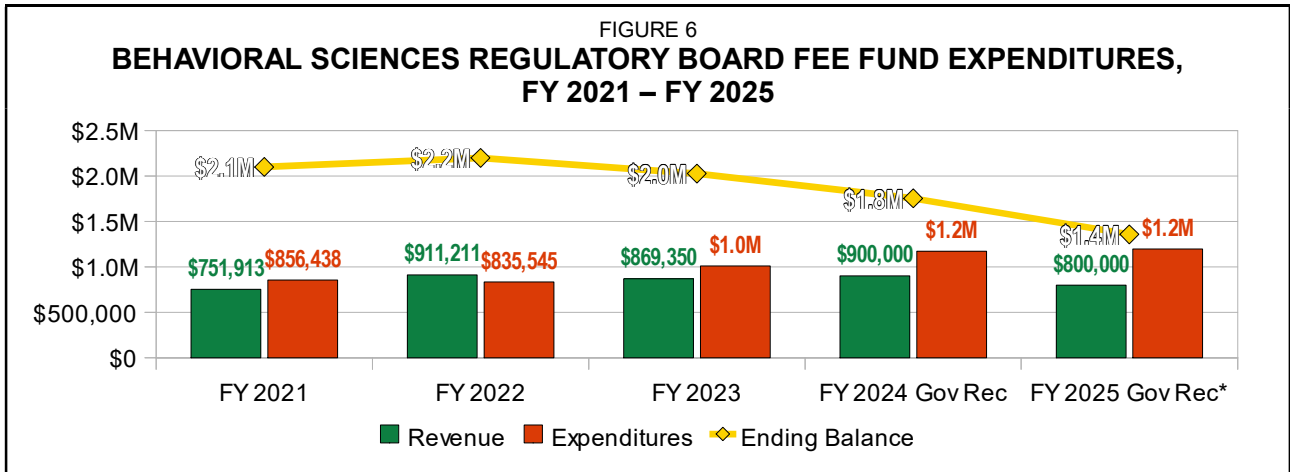
FIGURE 4
BUDGET SUMMARY BY CATEGORY OF EXPENDITURE, FY 2023 – FY 2025

Category of Expenditure:	Actual FY 2023	Agency FY 2024	Governor FY 2024	Agency FY 2025	Governor FY 2025
Salaries and Wages	\$ 622,502	\$ 776,862	\$ 776,862	\$ 776,962	\$ 800,962
Contractual Services	357,684	378,411	378,411	405,958	381,958
Commodities	8,387	10,825	10,825	9,275	9,275
Capital Outlay	23,784	6,938	6,938	3,750	3,750
Debt Service Interest	-	-	-	-	-
<i>Subtotal</i>	<u>\$ 1,012,357</u>	<u>\$ 1,173,036</u>	<u>\$ 1,173,036</u>	<u>\$ 1,195,945</u>	<u>\$ 1,195,945</u>
Aid to Local Units	-	-	-	-	-
Other Assistance	-	-	-	-	-
<i>Subtotal—Operating</i>	<u>\$ 1,012,357</u>	<u>\$ 1,173,036</u>	<u>\$ 1,173,036</u>	<u>\$ 1,195,945</u>	<u>\$ 1,195,945</u>
Capital Improvements	-	-	-	-	-
Debt Service Principal	-	-	-	-	-
TOTAL	<u>\$ 1,012,357</u>	<u>\$ 1,173,036</u>	<u>\$ 1,173,036</u>	<u>\$ 1,195,945</u>	<u>\$ 1,195,945</u>
Financing:					
State General Fund	\$ -	\$ -	\$ -	\$ -	\$ -
Federal Funds	2,278	-	-	-	-
All Other Funds	1,010,079	1,173,036	1,173,036	1,195,945	1,195,945
TOTAL	<u>\$ 1,012,357</u>	<u>\$ 1,173,036</u>	<u>\$ 1,173,036</u>	<u>\$ 1,195,945</u>	<u>\$ 1,195,945</u>
FTE Positions	9.5	11.5	11.5	11.5	12.0

BEHAVIORAL SCIENCES REGULATORY BOARD FEE FUND



In accordance with KSA 74-7505, the BSRB Fee Fund replaced the Psychologists Fee Fund and the Social Work Examiners Fee Fund in 1980. The new Board inherited the previous Boards' authorities to set, charge, and collect fees. As a fee-funded agency, the Board currently contributes the lesser of 10.0 percent or \$100,000 of fee revenue to the State General Fund (SGF) for the cost of support services provided by other state agencies under KSA 74-3170a, and the remainder is held in the agency fee fund. These retained fees fund the agency.



* For FY 2025, the lowest month ending balance for the Behavioral Sciences Regulatory Board Fee Fund will occur in April, with a balance of \$1.8 million.

Behavioral Sciences Regulatory Board Fee Fund expenditures began to decrease in FY 2023 and are estimated to continue to decrease in FY 2024 and for FY 2025. This is due to the approval by the 2023 Legislature to add \$96,352, all from the BSRB Fee Fund, and 2.0 FTE positions beginning in FY 2023. The FTE positions were approved following the passage of Senate Sub. for SB 131, which modified licensure requirements, added new temporary licensure categories, and established requirements for an expedited application process for several BSRB-licensed professions. This addition has resulted in expenditures above anticipated revenue. The agency states it will absorb the cost of fees for several years because the balance in the BSRB Fee Fund is high. If the balance appears to be decreasing too quickly, the agency states it will look to possible fee adjustments.

DRAFT

FIGURE 7
LICENSE FEES, FY 2024

License	Current Fee	Statutory Limit	Authority
Application Fees:			
Social Worker (Associate & Bachelor's)	\$ 50	\$ 150	KSA 65-6314
Social Worker (Master's)	50	150	KSA 65-6314
Social Worker (Specialist Clinical)	50	150	KSA 65-6314
Psychologist	175	225	KSA 74-5310
Psychologist (Master's)	50	200	KSA 74-5365
Psychotherapist (Clinical)	50	200	KSA 74-5365
Professional Counselor	50	100	KSA 65-5808
Professional Counselor (Clinical)	50	175	KSA 65-5808
Marriage and Family Therapist	50	150	KSA 65-6411
Marriage and Family Therapist (Clinical)	50	175	KSA 65-6411
Addiction Counselor	50	150	KSA 65-6618
Master's-Level Addiction Counselor	50	150	KSA 65-6618
Addiction Counselor (Clinical)	50	150	KSA 65-6618
Original Fees:			
Social Worker (Associate & Bachelor's)	\$ 150	\$ 150	KSA 65-6314
Social Worker (Master's)	150	150	KSA 65-6314
Social Worker (Specialist Clinical)	150	150	KSA 65-6314
Psychologist	50	150	KSA 74-5310
Psychologist (Master's)	150	200	KSA 74-5365
Psychotherapist (Clinical)	150	200	KSA 74-5365
Professional Counselor	150	175	KSA 65-5808
Professional Counselor (Clinical)	150	175	KSA 65-5808
Marriage and Family Therapist	150	175	KSA 65-6411
Marriage and Family Therapist (Clinical)	150	175	KSA 65-6411
Addiction Counselor	100	150	KSA 65-6618
Master's-Level Addiction Counselor	75	150	KSA 65-6618
Addiction Counselor (Clinical)	150	150	KSA 65-6618
Assistant Behavioral Analyst	70	N/A	KAR 102-8-2
Behavioral Analyst	70	N/A	KAR 102-8-2
Renewal Fees:			
Social Worker (Associate & Bachelor's)	\$ 50	\$ 150	KSA 65-6314
Social Worker (Master's)	75	150	KSA 65-6314
Social Worker (Specialist Clinical)	100	150	KSA 65-6314
Psychologist	150	200	KSA 74-5310
Psychologist (Master's)	100	200	KSA 74-5365
Psychotherapist (Clinical)	125	200	KSA 74-5365
Professional Counselor	100	150	KSA 65-5808
Professional Counselor (Clinical)	125	175	KSA 65-5808
Marriage and Family Therapist	100	175	KSA 65-6411
Marriage and Family Therapist (Clinical)	125	175	KSA 65-6411

FIGURE 7
LICENSE FEES, FY 2024

License	Current Fee	Statutory Limit	Authority
Addiction Counselor	50	150	KSA 65-6618
Master's-Level Addiction Counselor	75	150	KSA 65-6618
Addiction Counselor (Clinical)	50	150	KSA 65-6618
Assistant Behavioral Analyst	70	N/A	KAR 102-8-2
Behavioral Analyst	120	N/A	KAR 102-8-2
Temporary License Fees			
Social Worker (Associate & Bachelor's)	\$ 50	\$ 50	KSA 65-6314
Social Worker (Master's)	50	50	KSA 65-6314
Social Worker (Specialist Clinical)	50	50	KSA 65-6314
Psychologist	100	200	KSA 74-5316
Psychologist (Master's)	100	200	KSA 74-5316
Professional Counselor	50	175	KSA 65-5808
Marriage and Family Therapist	150	175	KSA 65-6405
Addiction Counselor	75	100	KSA 65-6618
Master's-Level Addiction Counselor	75	100	KSA 65-6618

DRAFT

FY 2024 ANALYSIS

FIGURE 8

SUMMARY OF BUDGET REQUEST, FY 2024

	SGF	All Funds	FTE
Legislative Approved:			
Amount Approved by 2023 Legislature	\$ -	\$ 1,173,036	11.5
1. No Changes	-	-	--
<i>Subtotal—Legislative Approved</i>	\$ -	\$ 1,173,036	11.5
Agency Revised Estimate:			
2. Office Supplies	-	1,375	--
3. Legal Services	-	(11,920)	--
4. Temporary Staff	-	13,257	--
5. All Other Adjustments	-	(2,712)	--
<i>Subtotal—Agency Revised Estimate</i>	\$ -	\$ 1,173,036	11.5
Governor's Recommendation:			
6. No Changes	-	-	--
TOTAL	\$ -	\$ 1,173,036	11.5

LEGISLATIVE APPROVED

Subsequent to the 2023 Session, no adjustment was made to the \$1.2 million appropriated to the Behavioral Sciences Regulatory Board for FY 2024.

1. **NO CHANGES.** There were no adjustments to the amount approved by the 2023 Legislature.

AGENCY ESTIMATE

The **agency** requests a revised estimate of \$1.2 million, all from the BSRB Fee Fund, in expenditures and 11.5 FTE positions in FY 2024. This is the same as the amount approved by the 2023 Legislature. However, the agency's revised estimate includes changes within its approved expenditure limitation:

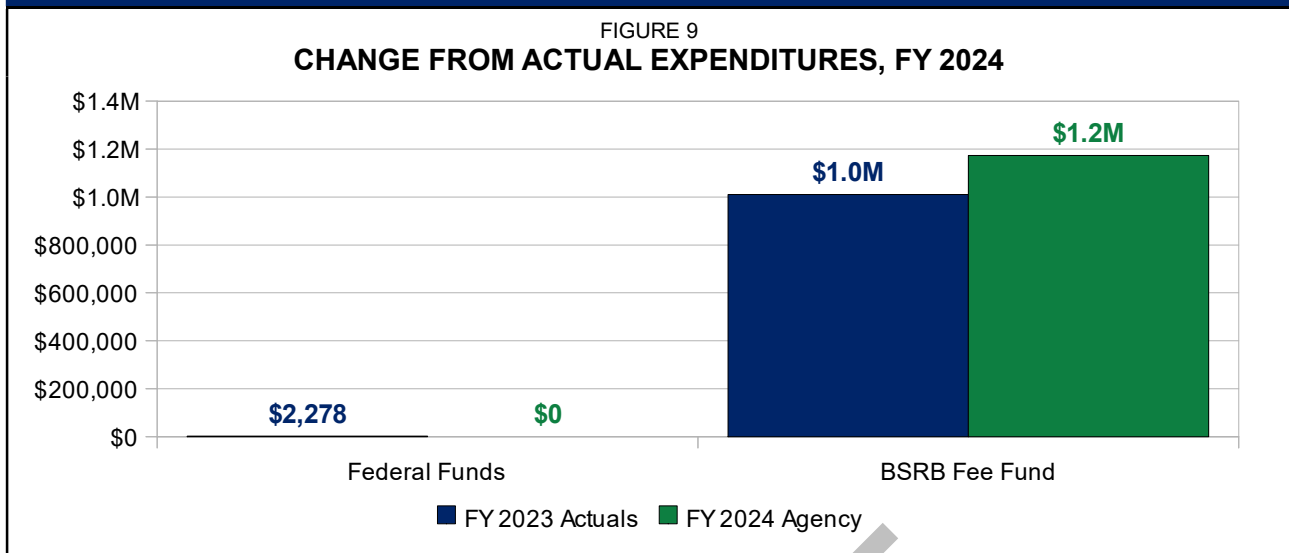
2. **OFFICE SUPPLIES.** The agency estimates an increase of \$1,375 in commodities for office supplies for the two new licensing specialists approved by the 2023 Legislature.
3. **LEGAL SERVICES.** The agency estimates a decrease of \$11,920 in legal services as the agency has transitioned from receiving legal services from the Office of the Attorney General to a contract with a third-party law firm. This is a 12.0 percent decrease below the amount included in the agency's approved budget in FY 2024.
4. **TEMPORARY STAFF.** The agency estimates an increase of \$13,257 in temporary staffing expenditures. The agency has revised its document-retention policy, and the temporary staff will be used to digitize paper records that no longer need to be physically retained.
5. **ALL OTHER ADJUSTMENTS.** The agency estimates other adjustments to the agency's budget resulting in a decrease of \$2,712.

GOVERNOR'S RECOMMENDATION

The **Governor** concurs with the agency's revised estimate in FY 2024.

6. **NO CHANGES.**

FY 2024 CHANGE FROM ACTUAL EXPENDITURES



The **agency** estimates revised expenditures of \$1.2 million, all from the BSRB Fee Fund, in FY 2024. This is an increase of \$160,679, or 15.9 percent, above FY 2023 actual expenditures. This is primarily due to the addition of \$96,352, all from the BSRB Fee Fund, and 2.0 FTE positions for FY 2024. The FTE positions were approved by the 2023 Legislature following the passage of Senate Sub. for SB 131, which modified licensure requirements, added new temporary licensure categories, and established requirements for an expedited application process for several BSRB-licensed professions. Increases in fringe benefits, temporary staff, and other miscellaneous changes contribute to the change.

DRAFT

FY 2025 ANALYSIS

FIGURE 10

SUMMARY OF BUDGET REQUEST, FY 2025

	SGF		All Funds	FTE
Agency Revised Estimate*:				
Revised Estimate without Major Changes	\$	-	\$ 1,170,169	11.5
Enhancement Requests:				
1. Pay Plan Shortfall	\$	-	\$ 25,776	--
<i>Subtotal—Agency Revised Estimate</i>	\$	-	\$ 1,195,945	11.5
Governor’s Recommendation:				
2. Additional 0.5 FTE Position		-	-	0.5
TOTAL	\$	-	\$ 1,195,945	12.0

* *Staff note:* The 2023 Legislature approved a budget of \$1,170,169, all from special revenue funds, and 11.5 FTE positions for FY 2025.

AGENCY ESTIMATE

The **agency** requests a revised estimate of \$1.2 million, all from the BSRB Fee Fund, in expenditures and 11.5 FTE positions for FY 2025. This is an increase of \$22,909, or 2.0 percent, above the FY 2024 revised estimate and \$25,776, or 2.2 percent, above the amount approved by the 2023 Legislature. The request includes the following enhancement request:

1. **PAY PLAN SHORTFALL.** The agency requests \$25,776 to continue funding the pay plan implemented by the 2023 Legislature. This increase is primarily to account for an increase in expenditure limitation that was inadvertently omitted from the Legislative Pay Plan in 2023 SB 25. This adjustment would achieve the intended effect of the pay plan and does not represent a substantive change from the salary adjustments approved by the 2023 Legislature.

GOVERNOR’S RECOMMENDATION

The **Governor** concurs with the agency's requested expenditure limitation for FY 2025 with the following adjustment:

2. **ADDITIONAL 0.5 FTE POSITION.** The Governor recommends the addition of 0.5 FTE position. This would convert an existing part-time position into a full-time position. The position would assist with the agency's licensing responsibilities, which have expanded in recent years. The Governor recommends reducing contractual services expenditures for contracted labor by \$25,000 and increasing salaries and wages by the same amount. This results in no funding increase when compared with the agency's request for FY 2025.

SUPPLEMENTAL AND ENHANCEMENT REQUESTS

FIGURE 11
SUPPLEMENTAL AND ENHANCEMENT REQUESTS, FY 2024 – FY 2025

Request	Agency			Governor		
	SGF	All Funds	FTE	SGF	All Funds	FTE
FY 2025 Enhancements:						
1. Pay Plan Shortfall	\$ -	\$ 25,667	-	\$ -	\$ 25,667	-
2. Additional 0.5 FTE Position	-	-	-	-	-	0.5
TOTAL	\$ -	\$ 25,667	-	\$ -	\$ 25,667	0.5

- PAY PLAN SHORTFALL.** The agency requests \$25,667 for FY 2025 to account for an increase in expenditure limitation that was inadvertently omitted from the Legislative Pay Plan in 2023 SB 25. This adjustment would achieve the intended effect of the pay plan and does not represent a substantive change from the salary adjustments approved by the 2023 Legislature.

The Governor recommends adoption of this request.

- ADDITIONAL 0.5 FTE POSITION.** The Governor recommends the addition of 0.5 FTE position. This would convert an existing part-time position into a full-time position. The position would assist with the agency's licensing responsibilities, which have expanded in recent years. The Governor recommends reducing contractual services expenditures for contracted labor by \$25,000 and increasing salaries and wages by the same amount. This results in no funding increase when compared with the agency's request for FY 2025.

DRAFT

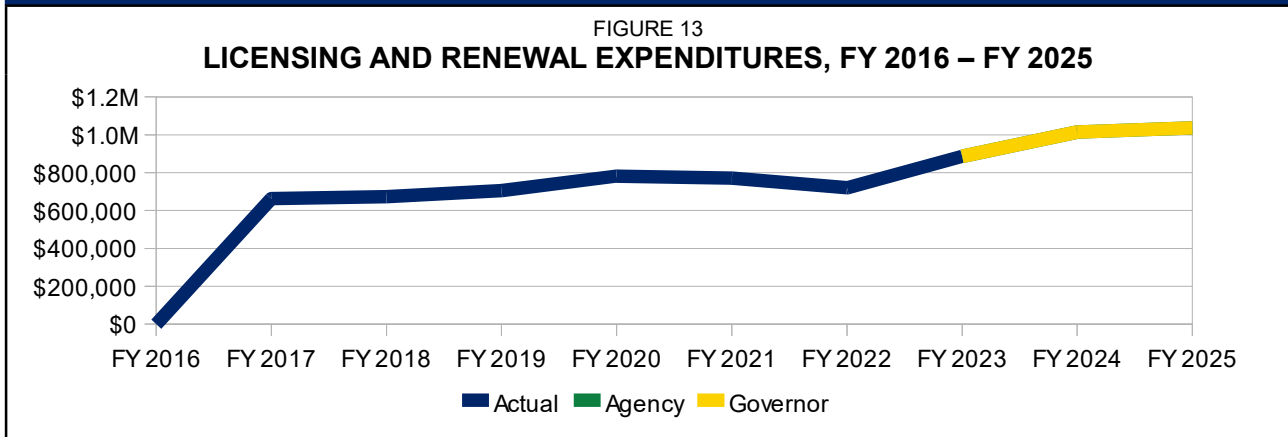
PROGRAM OVERVIEW

FIGURE 12
EXPENDITURES AND FTE POSITIONS BY PROGRAM, FY 2023 – FY 2025

Programs	Actual FY 2023	Agency FY 2024	Governor FY 2024	Agency FY 2025	Governor FY 2025
Expenditures:					
Licensing and Renewal	\$ 885,907	\$ 1,014,719	\$ 1,014,719	\$ 1,036,650	\$ 1,036,650
Investigation and Discipline	126,450	158,317	158,317	159,295	159,295
TOTAL	\$ 1,012,357	\$ 1,173,036	\$ 1,173,036	\$ 1,195,945	\$ 1,195,945
FTE Positions:					
Licensing and Renewal	8.1	10.1	10.1	10.1	10.6
Investigation and Discipline	1.4	1.4	1.4	1.4	1.4
TOTAL	9.5	11.5	11.5	11.5	12.0

DRAFT

LICENSING AND RENEWAL



STATUTORY BASIS: • KSA 74-7507

PROGRAM GOALS:

- Grant licensure to applicants who meet the statutory standards by reviewing applications in a timely manner, determining whether sufficient information has been provided to evaluate necessary criteria, and following up for additional information when necessary.
- Renew licenses for applicants who meet the statutory standards by reviewing materials in a timely manner, determining whether sufficient information has been provided to evaluate necessary criteria, and following up for additional information when necessary.
- Spend agency funding responsibly in the Licensing and Renewal program to effectively process licensure requests while avoiding unnecessary expenditures.

The Licensing and Renewal program issues and renews licenses and registrations to those individuals meeting the qualifications. The program also provides information to the Legislature, the public, and other interested parties.

FIGURE 14
LICENSING AND RENEWAL FINANCING, FY 2023 – FY 2025

Fund	Actual FY 2023	Agency FY 2024	Governor FY 2024	Agency FY 2025	Governor FY 2025
SGF	\$ -	\$ -	\$ -	\$ -	\$ -
Federal Funds	2,278	-	-	-	-
BSRB Fee Fund	883,629	1,014,719	1,014,719	1,036,650	1,036,650
TOTAL	\$ 885,907	\$ 1,014,719	\$ 1,014,719	\$ 1,036,650	\$ 1,036,650
Percent Change:					
SGF	-- %	-- %	-- %	-- %	-- %
All Funds	23.0 %	14.5 %	-- %	2.2 %	-- %
FTE Positions	8.2	10.1	10.1	10.1	10.6

BUDGET ANALYSIS

Due to the agency's small size, both programs share resources, and the budget increases have been divided between the two programs according to usage of the resources.

FY 2024 REVISED ESTIMATE

The **agency** estimates revised expenditures of \$1.0 million, all from the BSRB Fee Fund, for

the Licensing and Renewal program in FY 2024. This is an increase of \$445 above the amount approved by the 2023 Legislature. This increase is due to the factors noted above in salaries and wages and commodities, and the overall increase is partially offset by the decreases in contractual services expenditures noted above.

The **Governor** concurs with the agency's revised estimate in FY 2024.

FY 2025 REVISED ESTIMATE

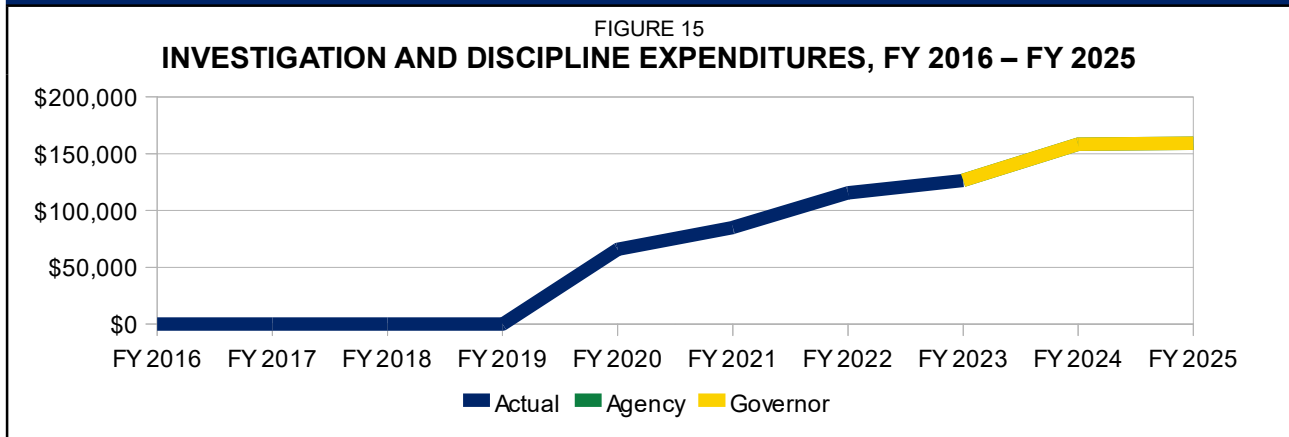
The **agency** estimates revised expenditures of \$1.0 million, all from the BSRB Fee Fund, for the Licensing and Renewal program for FY 2025. This is an increase of \$25,114 above the amount approved by the 2023 Legislature. This increase is due to the agency's enhancement request to increase its expenditure limitation. This increase was inadvertently omitted in the Legislative Pay Plan in 2023 SB 25. This adjustment would achieve the intended effect of the pay plan and does not represent a substantive change from the salary adjustments approved by the 2023 Legislature. Additionally, small increases in contractual services

expenditures are partially offset by small decreases in salaries and wages and commodities expenditures.

The **Governor** concurs with the agency's requested expenditure limitation for FY 2025. However, the Governor recommends the addition of 0.5 FTE position to convert a part-time position to full-time to assist with the agency's licensing responsibilities, which have expanded in recent years. The Governor recommends decreasing the agency's contracted labor budget by \$25,000 for FY 2025 and increasing the salaries and wages budget by the same amount. This results in no change to the expenditure limitation when compared with the agency's request for FY 2025.

DRAFT

INVESTIGATION AND DISCIPLINE



STATUTORY BASIS: • 74-7508

- PROGRAM GOALS:**
- All complaints/Report of Alleged Violations (RAVs) from licensees and members of the public will be reviewed in a timely manner, a determination will be made whether the agency has jurisdiction to investigate the RAVs, and the agency will begin investigations in a timely manner.
 - Investigative staff will attempt to maintain an average length of time from receipt of RAV to completion of investigation in 180 days, when it is appropriate to end the investigation.
 - Spend agency funding responsibly in the Investigation and Discipline program to effectively investigate RAVs, while avoiding unnecessary expenditures.

The Investigation and Discipline program and unauthorized practice of the professions protects the public through timely investigation regulated by the Board. Beginning in FY 2019, of allegations of misconduct and Investigation and Discipline program implementation of disciplinary actions. In expenditures were separated from the addition, the program enforces the orders of the expenditures for the Licensing and Renewal BSRB and prevents individuals from unlawful program.

FIGURE 16
INVESTIGATION AND DISCIPLINE FINANCING, FY 2023 – FY 2025

Fund	Actual FY 2023	Agency FY 2024	Governor FY 2024	Agency FY 2025	Governor FY 2025
SGF	\$ -	\$ -	\$ -	\$ -	\$ -
Federal Funds	-	-	-	-	-
BSRB Fee Fund	126,450	158,317	158,317	158,633	159,295
TOTAL	\$ 126,450	\$ 158,317	\$ 158,317	\$ 158,633	\$ 159,295
Percent Change:					
SGF	-- %	-- %	-- %	-- %	-- %
All Funds	9.4 %	25.2 %	-- %	0.2 %	0.4 %
FTE Positions	1.4	1.4	1.4	1.4	1.4

BUDGET ANALYSIS

Due to the agency's small size, both programs share resources, and the budget increases have been divided between the two programs according to usage of the resources.

FY 2024 REVISED ESTIMATE

The **agency** estimates revised expenditures of \$158,317, all from the BSRB Fee Fund, in expenditures for the Investigation and Discipline program in FY 2024. This is a decrease of \$445 below the amount approved by the 2023 Legislature. This decrease is due to changes in

contractual services expenditures and is partially offset by increased salaries and wages expenditures.

FY 2025 REVISED ESTIMATE

The **agency** estimates revised expenditures of \$156,613, all from the BSRB Fee Fund, in

expenditures for the Investigation and Discipline program for FY 2025. This is a decrease of \$2,020 below the amount approved by the 2023 Legislature. This decrease is related to contractual services expenditures and is slightly offset by small increases in salaries and wages expenditures.

DRAFT

House Budget Committee Report

Agency: Behavioral Sciences Regulatory Board **Bill No. --**

Bill Sec. --

Analyst: LaMunyon

Budget Analysis Vol. --

GBR Vol. II, p. 124

Expenditure Summary	Agency Estimate FY 2024	Governor Recommendation FY 2024	House Budget Committee Adjustments
Operating Expenditures:			
State General Fund	\$ 0	\$ 0	\$ 0
Federal Funds	0	0	0
Other Funds	1,173,036	1,173,036	0
<i>Subtotal</i>	<u>\$ 1,173,036</u>	<u>\$ 1,173,036</u>	<u>\$ 0</u>
Capital Improvements:			
State General Fund	\$ 0	\$ 0	\$ 0
Federal Funds	0	0	0
Other Funds	0	0	0
<i>Subtotal</i>	<u>\$ 0</u>	<u>\$ 0</u>	<u>\$ 0</u>
TOTAL	<u>\$ 1,173,036</u>	<u>\$ 1,173,036</u>	<u>\$ 0</u>

FTE positions	11.5	11.5	0.0
---------------	------	------	-----

Agency Estimate

The **agency** requests a revised estimate of \$1.2 million, all from the BSRB Fee Fund, in expenditures and 11.5 FTE positions in FY 2024. This is the same as the amount approved by the 2023 Legislature. While the agency does not request an increase to its expenditure limitation, the agency's estimate does include changes between categories of expenditure within the amount approved by the 2023 Legislature. The revised estimate includes an increase of \$3,228 in salaries and wages due to increases in fringe benefits, and an increase of \$1,375 in commodities for office supplies for the two new licensing specialists approved by the 2023 Legislature. These increases are offset by an estimated decrease of \$3,163 in contractual services attributable to a decrease in legal services and other decreased expenditures.

Governor's Recommendation

The **Governor** concurs with the agency's revised estimate in FY 2024.

House Committee on Higher Education Budget

The **Budget Committee** concurs with the Governor's recommendation in FY 2024 with the following notation:

1. Encourage the Behavioral Sciences Regulatory Board to consider utilizing their ending balance to reduce licensure fees and report their plan back to the Higher Education Budget Committee by February 29th, 2024.

House Budget Committee Report

Agency: Behavioral Sciences Regulatory Board **Bill No. --**

Bill Sec. --

Analyst: LaMunyon

Budget Analysis Vol. --

GBR Vol. II, p. 124

Expenditure Summary	Agency Request FY 2025	Governor Recommendation FY 2025	House Budget Committee Adjustments
Operating Expenditures:			
State General Fund	\$ 0	\$ 0	\$ 0
Federal Funds	0	0	0
Other Funds	1,195,945	1,195,945	0
<i>Subtotal</i>	\$ 1,195,945	\$ 1,195,945	\$ 0
Capital Improvements:			
State General Fund	\$ 0	\$ 0	\$ 0
Federal Funds	0	0	0
Other Funds	0	0	0
<i>Subtotal</i>	\$ 0	\$ 0	\$ 0
TOTAL	\$ 1,195,945	\$ 1,195,945	\$ 0
FTE positions	11.5	12.0	0.0

Agency Request

The **agency** requests a revised estimate of \$1.2 million, all from the BSRB Fee Fund, in expenditures and 11.5 FTE positions for FY 2025. This is an increase of \$22,909, or 2.0 percent, above the FY 2024 revised estimate and \$25,776, or 2.2 percent, above the amount approved by the 2023 Legislature. This increase is primarily to account for an increase in expenditure limitation that was inadvertently omitted from the Legislative Pay Plan in 2023 SB 25. This adjustment would achieve the intended effect of the pay plan and does not represent a substantive change from the salary adjustments approved by the 2023 Legislature.

Governor's Recommendation

The **Governor** concurs with the agency's requested expenditure limitation for FY 2025. However, the Governor recommends the addition of 0.5 FTE position to convert a part-time position to full-time to assist with the agency's licensing responsibilities, which have expanded in recent years. The Governor recommends decreasing the agency's contracted labor budget by \$25,000 for FY 2025 and increasing the salaries and wages budget by the same amount. This results in no change to the expenditure limitation when compared with the agency's request for FY 2025.

House Committee on Higher Education Budget

The **Budget Committee** concurs with the Governor's recommendation for FY 2025, with the following notation:

1. Encourage the Behavioral Sciences Regulatory Board to consider utilizing their ending balance to reduce licensure fees and report their plan back to the Higher Education Budget Committee by February 29th, 2024.

BSRB Fee Fund Balance by State Fiscal Year (FY) FY 2016 to Projected FY 2025	
End of FY 2016	\$ 1,322,401
End of FY 2017	\$ 1,630,151
End of FY 2018	\$ 2,080,214
End of FY 2019	\$ 2,275,834
End of FY 2020	\$ 2,163,296
End of FY 2021	\$ 2,058,871
End of FY 2022	\$ 2,155,256
As of Dec 31, 2022	\$ 2,200,508
End of FY 2023	\$ 2,093,994
As of Dec 31, 2023	\$ 2,038,836
Projected End of FY 2024 (from Sept 2023)*	\$ 1,754,814
Projected End of FY 2025 (from Sept 2023)*	\$ 1,358,869

* Factors influencing the estimated projected decrease in ending balance for FY 2024 and FY 2025 include, but are not limited to: (1) continuing effect of Board decreases to license renewal fees and license application fees in 2019; (2) continuing effect of Board decreases to temporary license fees in 2023; (3) continuing effect of absorbing the cost of two new licensing specialist positions, beginning in FY 2024, without increasing fees; (4) decrease in license psychologist license renewals by out-of-state licensees, due to PSYPACT multi-state compact (upcoming license renewal for this group by July 2024); (5) decrease in out-of-state professional counseling license renewals, due to upcoming implementation of professional counseling multi-state license compact (date of implementation unknown as of February 2024); (6) decrease in out-of-state social work license renewals, up to 1,794 licensees, due to potential enactment of 2024 HB 2484 (social work multi-state compact legislation) and implementation of this compact.

**Behavioral Sciences Regulatory Board
History of Application Fees 2016 to Current**

	2016 Fee	2017 Fee	2018 Fee	2019 Fee	2020 Fee	2021 Fee	2022 Fee	2023 Fee	2024 Fee
Social Worker (Bachelors)	\$ 100	\$ 100	\$ 100	\$ 100	\$ 50	\$ 50	\$ 50	\$ 50	\$ 50
Social Worker (Masters)	\$ 100	\$ 100	\$ 100	\$ 100	\$ 50	\$ 50	\$ 50	\$ 50	\$ 50
Social Worker (Specialist Clinical)	\$ 100	\$ 100	\$ 100	\$ 100	\$ 50	\$ 50	\$ 50	\$ 50	\$ 50
Masters Level Psychologist	\$ 100	\$ 100	\$ 100	\$ 100	\$ 50	\$ 50	\$ 50	\$ 50	\$ 50
Clinical Psychotherapist	\$ 100	\$ 100	\$ 100	\$ 100	\$ 50	\$ 50	\$ 50	\$ 50	\$ 50
Psychologist	\$ 225	\$ 225	\$ 225	\$ 225	\$ 175	\$ 175	\$ 175	\$ 175	\$ 175
Professional Counselor	\$ 100	\$ 100	\$ 100	\$ 100	\$ 50	\$ 50	\$ 50	\$ 50	\$ 50
Clinical Professional Counselor	\$ 100	\$ 100	\$ 100	\$ 100	\$ 50	\$ 50	\$ 50	\$ 50	\$ 50
Marriage and Family Therapist	\$ 100	\$ 100	\$ 100	\$ 100	\$ 50	\$ 50	\$ 50	\$ 50	\$ 50
Clinical Marriage and Family Therapist	\$ 100	\$ 100	\$ 100	\$ 100	\$ 50	\$ 50	\$ 50	\$ 50	\$ 50
Addiction Counselor	\$ 100	\$ 100	\$ 100	\$ 100	\$ 50	\$ 50	\$ 50	\$ 50	\$ 50
Master's Addiction Counselor	N/A	\$ 100	\$ 100	\$ 100	\$ 50	\$ 50	\$ 50	\$ 50	\$ 50
Clinical Addiction Counselor	\$ 100	\$ 100	\$ 100	\$ 100	\$ 50	\$ 50	\$ 50	\$ 50	\$ 50

Behavioral Sciences Regulatory Board
History of Original License Fees 2016 to Current

	2016 Fee	2017 Fee	2018 Fee	2019 Fee	2020 Fee	2021 Fee	2022 Fee	2023 Fee	2024 Fee
Social Worker (Bachelors)	\$ 100	\$ 100	\$ 100	\$ 100	\$ 100	\$ 100	\$ 100	\$ 100	\$ 100
Social Worker (Masters)	\$ 150	\$ 150	\$ 150	\$ 150	\$ 150	\$ 150	\$ 150	\$ 150	\$ 150
Social Worker (Specialist Clinical)	\$ 150	\$ 150	\$ 150	\$ 150	\$ 150	\$ 150	\$ 150	\$ 150	\$ 150
Masters Level Psychologist	\$ 150	\$ 150	\$ 150	\$ 150	\$ 150	\$ 150	\$ 150	\$ 150	\$ 150
Clinical Psychotherapist	\$ 150	\$ 150	\$ 150	\$ 150	\$ 150	\$ 150	\$ 150	\$ 150	\$ 150
Psychologist	\$ 50	\$ 50	\$ 50	\$ 50	\$ 50	\$ 50	\$ 50	\$ 50	\$ 50
Professional Counselor	\$ 150	\$ 150	\$ 150	\$ 150	\$ 150	\$ 150	\$ 150	\$ 150	\$ 150
Clinical Professional Counselor	\$ 150	\$ 150	\$ 150	\$ 150	\$ 150	\$ 150	\$ 150	\$ 150	\$ 150
Marriage and Family Therapist	\$ 150	\$ 150	\$ 150	\$ 150	\$ 150	\$ 150	\$ 150	\$ 150	\$ 150
Clinical Marriage and Family Therapist	\$ 150	\$ 150	\$ 150	\$ 150	\$ 150	\$ 150	\$ 150	\$ 150	\$ 150
Addiction Counselor	\$ 100	\$ 100	\$ 100	\$ 100	\$ 100	\$ 100	\$ 100	\$ 100	\$ 100
Master's Addiction Counselor	\$ 150	\$ 150	\$ 150	\$ 150	\$ 150	\$ 150	\$ 150	\$ 150	\$ 150
Clinical Addiction Counselor	\$ 150	\$ 150	\$ 150	\$ 150	\$ 150	\$ 150	\$ 150	\$ 150	\$ 150
Assistant Behavior Analyst	N/A	\$ 70	\$ 70	\$ 70	\$ 70	\$ 70	\$ 70	\$ 70	\$ 70
Behavior Analyst	N/A	\$ 70	\$ 70	\$ 70	\$ 70	\$ 70	\$ 70	\$ 70	\$ 70

Behavioral Sciences Regulatory Board									
History of License Renewal Fees 2016 to Current									
	2016 Fee	2017 Fee	2018 Fee	2019 Fee	2020 Fee	2021 Fee	2022 Fee	2023 Fee	2024 Fee
Social Worker (Associate)	\$ 100	\$ 100	\$ 100	\$ 100	\$ 50	\$ 50	\$ 50	\$ 50	\$ 50
Social Worker (Bachelors)	\$ 100	\$ 100	\$ 100	\$ 100	\$ 50	\$ 50	\$ 50	\$ 50	\$ 50
Social Worker (Masters)	\$ 125	\$ 125	\$ 125	\$ 125	\$ 75	\$ 75	\$ 75	\$ 75	\$ 75
Social Worker (Specialist Clinical)	\$ 150	\$ 150	\$ 150	\$ 150	\$ 100	\$ 100	\$ 100	\$ 100	\$ 100
Masters Level Psychologist	\$ 150	\$ 150	\$ 150	\$ 150	\$ 100	\$ 100	\$ 100	\$ 100	\$ 100
Clinical Psychotherapist	\$ 175	\$ 175	\$ 175	\$ 175	\$ 125	\$ 125	\$ 125	\$ 125	\$ 125
Psychologist	\$ 200	\$ 200	\$ 200	\$ 200	\$ 150	\$ 150	\$ 150	\$ 150	\$ 150
Professional Counselor	\$ 150	\$ 150	\$ 150	\$ 150	\$ 100	\$ 100	\$ 100	\$ 100	\$ 100
Clinical Professional Counselor	\$ 175	\$ 175	\$ 175	\$ 175	\$ 125	\$ 125	\$ 125	\$ 125	\$ 125
Marriage and Family Therapist	\$ 150	\$ 150	\$ 150	\$ 150	\$ 100	\$ 100	\$ 100	\$ 100	\$ 100
Clinical Marriage and Family Therapist	\$ 175	\$ 175	\$ 175	\$ 175	\$ 125	\$ 125	\$ 125	\$ 125	\$ 125
Addiction Counselor	\$ 100	\$ 100	\$ 100	\$ 100	\$ 50	\$ 50	\$ 50	\$ 50	\$ 50
Master's Addiction Counselor	\$ 125	\$ 125	\$ 125	\$ 125	\$ 75	\$ 75	\$ 75	\$ 75	\$ 75
Clinical Addiction Counselor	\$ 150	\$ 150	\$ 150	\$ 150	\$ 100	\$ 100	\$ 100	\$ 100	\$ 100
Assistant Behavior Analyst	N/A	\$ 70	\$ 70	\$ 70	\$ 70	\$ 70	\$ 70	\$ 70	\$ 70
Behavior Analyst	N/A	\$ 120	\$ 120	\$ 120	\$ 120	\$ 120	\$ 120	\$ 120	\$ 120

**Behavioral Sciences Regulatory Board
History of Permanent Licenses July 2015 to Current**

	July 2015	July 2016	July 2017	July 2018	July 2019	Mar 2020	July 2021	July 2022	Sept 2022	Nov 2022	Jan 2023	Mar 2023	May 2023	July 2023	Sept 2023	Nov 2023	Jan 2024
LP	897	967	926	984	949	1,006	988	952	962	987	999	1,010	1,015	1,034	1,054	1,074	1,083
LASW	22	21	21	19	17	13	9	5	5	5	4	4	4	4	4	4	4
LBSW	1,756	1,754	1,764	1,725	1,638	1,577	1,466	1,346	1,327	1,313	1,295	1,280	1,266	1,241	1,223	1,209	1,202
LMSW	3,519	3,684	3,774	3,862	3,927	3,861	3,970	4,012	4,028	4,021	4,023	4,016	4,034	4,087	4,100	4,101	4,102
LSCSW	1,966	2,009	2,033	2,088	2,172	2,274	2,474	2,680	2,720	2,752	2,769	2,804	2,838	2,900	2,936	2,969	2,980
LPC	648	733	760	813	847	882	937	981	1,002	1,006	1,012	1,014	1,021	1,047	1,085	1,105	1,110
LCPC	500	546	561	619	704	747	843	1,034	1,047	1,077	1,088	1,104	1,127	1,169	1,201	1,221	1,260
LMLP	288	304	303	302	295	291	294	308	310	311	315	323	328	335	339	338	337
LCP	291	298	294	297	288	293	282	289	281	278	276	277	277	276	275	278	277
LMFT	354	350	340	347	324	327	335	330	318	312	319	320	313	313	313	305	315
LCMFT	444	499	535	566	611	620	681	754	763	773	776	783	789	794	802	810	821
LAC	930	919	729	620	618	569	578	522	523	526	530	535	532	542	509	514	511
LMAC	-	-	262	343	363	375	427	431	418	414	421	415	417	415	422	431	430
LCAC	537	528	541	527	566	541	570	556	561	566	568	574	576	583	560	561	569
LaBA	-	-	15	18	14	14	12	17	15	19	21	18	20	19	18	18	16
LBA	-	-	129	175	199	229	263	333	347	354	363	370	388	396	416	427	436
Total																	
Permanent Licenses	12,152	12,612	12,987	13,305	13,532	13,619	14,129	14,550	14,627	14,714	14,779	14,847	14,945	15,155	15,257	15,365	15,453

Note : In March 2020, the state of Kansas began to experience the COVID-19 pandemic. During this time, the Governor released Executive Orders which delayed enforcement of expiration of licenses until the end of May 2021.

**Behavioral Sciences Regulatory Board
History of Permanent Licenses July 2015 to Current**

	July 2015	July 2016	July 2017	July 2018	July 2019	Mar 2020	July 2021	July 2022	Sept 2022	Nov 2022	Jan 2023	Mar 2023	May 2023	July 2023	Sept 2023	Nov 2023	Jan 2024
Total LPs	897	967	926	984	949	1,006	988	952	962	987	999	1,010	1,015	1,034	1,054	1,074	1,083
Total SWs	7,263	7,468	7,592	7,694	7,754	7,725	7,919	8,043	8,080	8,091	8,091	8,104	8,142	8,232	8,263	8,283	8,288
Total PCs	1,148	1,279	1,321	1,432	1,551	1,629	1,780	2,015	2,049	2,083	2,100	2,118	2,148	2,216	2,286	2,326	2,370
Total LMLPs/LCPs	579	602	597	599	583	584	576	597	591	589	591	600	605	611	614	616	614
Total MFTs	798	849	875	913	935	947	1,016	1,084	1,081	1,085	1,095	1,103	1,102	1,107	1,115	1,115	1,136
Total ACs	1,467	1,447	1,532	1,490	1,547	1,485	1,575	1,509	1,502	1,506	1,519	1,524	1,525	1,540	1,491	1,506	1,510
Total BAs	-	-	144	193	213	243	275	350	362	373	384	388	408	415	434	445	452
Total Permanent Licenses	12,152	12,612	12,987	13,305	13,532	13,619	14,129	14,550	14,627	14,714	14,779	14,847	14,945	15,155	15,257	15,365	15,453

Note : In March 2020, the state of Kansas began to experience the COVID-19 pandemic. During this time, the Governor released Executive Orders which delayed enforcement of expiration of licenses until the end of May 2021.

**Licensed Psychology Entry Fees Cost-Per-Year
50-State Comparison**

State	Application Fee	Original License Fee	Entry Fees (Application Fee + Original License Fee)	Period of Licensure (1 Year, 2 Years, etc.)	Entry Fee Cost Per Year
Colorado	\$ 45.00	\$ 45.00	\$ 90.00	2	\$ 45.00
Illinois	\$ 50.00	\$ 100.00	\$ 150.00	3	\$ 50.00
Indiana	\$ 100.00	\$ -	\$ 100.00	2	\$ 50.00
North Carolina	\$ 100.00	\$ -	\$ 100.00	2	\$ 50.00
Pennsylvania	\$ 105.00	\$ -	\$ 105.00	2	\$ 52.50
Iowa	\$ 120.00	\$ -	\$ 120.00	2	\$ 60.00
New Mexico	\$ 125.00	\$ -	\$ 125.00	2	\$ 62.50
Washington	\$ -	\$ 206.00	\$ 206.00	3	\$ 68.67
Idaho	\$ 100.00	\$ 50.00	\$ 150.00	2	\$ 75.00
Massachusetts	\$ 150.00	\$ -	\$ 150.00	2	\$ 75.00
Missouri	\$ 150.00	\$ -	\$ 150.00	2	\$ 75.00
Hawaii	\$ 50.00	\$ 103.00	\$ 153.00	2	\$ 76.50
Wisconsin	\$ 165.00	\$ -	\$ 165.00	2	\$ 82.50
Vermont	\$ 175.00	\$ -	\$ 175.00	2	\$ 87.50
New York	\$ 115.00	\$ 179.00	\$ 294.00	3	\$ 98.00
Georgia	\$ 100.00	\$ 100.00	\$ 200.00	2	\$ 100.00
Louisiana	\$ 200.00	\$ -	\$ 200.00	2	\$ 100.00
West Virginia	\$ 120.00	\$ 100.00	\$ 220.00	2	\$ 110.00
Kansas	\$ 175.00	\$ 50.00	\$ 225.00	2	\$ 112.50
Rhode Island	\$ 230.00	\$ -	\$ 230.00	2	\$ 115.00
Utah	\$ -	\$ 230.00	\$ 230.00	2	\$ 115.00
Kentucky	\$ 100.00	\$ 250.00	\$ 350.00	3	\$ 116.67
Michigan	\$ 270.20	\$ -	\$ 270.20	2	\$ 135.10
Nebraska	\$ 100.00	\$ 183.00	\$ 283.00	2	\$ 141.50
Delaware	\$ -	\$ 291.00	\$ 291.00	2	\$ 145.50
Florida	\$ 200.00	\$ 100.00	\$ 300.00	2	\$ 150.00
Maryland	\$ 300.00	\$ -	\$ 300.00	2	\$ 150.00
Ohio	\$ 300.00	\$ -	\$ 300.00	2	\$ 150.00
Arizona	\$ 350.00	\$ -	\$ 350.00	2	\$ 175.00
New Hampshire	\$ 328.00	\$ 28.00	\$ 356.00	2	\$ 178.00
Oregon	\$ 371.25	\$ -	\$ 371.25	2	\$ 185.63
Tennessee	\$ 175.00	\$ 200.00	\$ 375.00	2	\$ 187.50
Virginia	\$ -	\$ 200.00	\$ 200.00	1	\$ 200.00
New Jersey	\$ 125.00	\$ 300.00	\$ 425.00	2	\$ 212.50
North Dakota	\$ 450.00	\$ -	\$ 450.00	2	\$ 225.00
Minnesota	\$ 500.00	\$ -	\$ 500.00	2	\$ 250.00
South Carolina	\$ 500.00	\$ -	\$ 500.00	2	\$ 250.00
California	\$ 50.00	\$ 500.00	\$ 550.00	2	\$ 275.00
Maine	\$ 50.00	\$ 250.00	\$ 300.00	1	\$ 300.00
Alaska	\$ 200.00	\$ 500.00	\$ 700.00	2	\$ 350.00
Nevada	\$ 150.00	\$ 600.00	\$ 750.00	2	\$ 375.00
Alabama	\$ 400.00	\$ -	\$ 400.00	1	\$ 400.00
Arkansas	\$ 200.00	\$ 200.00	\$ 400.00	1	\$ 400.00
Mississippi	\$ 400.00	\$ -	\$ 400.00	1	\$ 400.00
Oklahoma	\$ 400.00	\$ -	\$ 400.00	1	\$ 400.00
Texas	\$ -	\$ 826.00	\$ 826.00	2	\$ 413.00
Wyoming	\$ 275.00	\$ 200.00	\$ 475.00	1	\$ 475.00
South Dakota	\$ 300.00	\$ 200.00	\$ 500.00	1	\$ 500.00
Montana	\$ 450.00	\$ 450.00	\$ 900.00	1	\$ 900.00
Connecticut	\$ 565.00	\$ 565.00	\$ 1,130.00	1	\$ 1,130.00

Licensed Psychology License Renewal Fee Cost-Per-Year 50-State Comparison			
State	License Renewal Fee	Period of Licensure (1 Year, 2 Years, etc.)	Renewal cost per year
Wisconsin	\$ 60.00	2	\$ 30.00
Illinois	\$ 150.00	3	\$ 50.00
Indiana	\$ 100.00	2	\$ 50.00
Utah	\$ 128.00	2	\$ 64.00
Kansas	\$ 150.00	2	\$ 75.00
Washington	\$ 226.00	3	\$ 75.33
New York	\$ 229.00	3	\$ 76.33
Iowa	\$ 170.00	2	\$ 85.00
Nebraska	\$ 183.00	2	\$ 91.50
Vermont	\$ 195.00	2	\$ 97.50
Florida	\$ 205.00	2	\$ 102.50
Colorado	\$ 208.00	2	\$ 104.00
Michigan	\$ 209.60	2	\$ 104.80
Tennessee	\$ 225.00	2	\$ 112.50
Rhode Island	\$ 230.00	2	\$ 115.00
Alaska	\$ 250.00	2	\$ 125.00
Idaho	\$ 250.00	2	\$ 125.00
Maine	\$ 125.00	1	\$ 125.00
North Carolina	\$ 250.00	2	\$ 125.00
North Dakota	\$ 250.00	2	\$ 125.00
Georgia	\$ 260.00	2	\$ 130.00
Massachusetts	\$ 270.00	2	\$ 135.00
Hawaii	\$ 278.00	2	\$ 139.00
Virginia	\$ 140.00	1	\$ 140.00
Delaware	\$ 291.00	2	\$ 145.50
Texas	\$ 295.00	2	\$ 147.50
Kentucky	\$ 450.00	3	\$ 150.00
Missouri	\$ 300.00	2	\$ 150.00
New Jersey	\$ 300.00	2	\$ 150.00
Pennsylvania	\$ 300.00	2	\$ 150.00
New Hampshire	\$ 328.00	2	\$ 164.00
Ohio	\$ 365.00	2	\$ 182.50
South Carolina	\$ 395.00	2	\$ 197.50
Louisiana	\$ 400.00	2	\$ 200.00
Maryland	\$ 400.00	2	\$ 200.00
Wyoming	\$ 200.00	1	\$ 200.00
West Virginia	\$ 405.00	2	\$ 202.50
Alabama	\$ 230.00	1	\$ 230.00
Arkansas	\$ 235.00	1	\$ 235.00
Arizona	\$ 500.00	2	\$ 250.00
Minnesota	\$ 500.00	2	\$ 250.00
New Mexico	\$ 500.00	2	\$ 250.00
Mississippi	\$ 275.00	1	\$ 275.00
Nevada	\$ 600.00	2	\$ 300.00
South Dakota	\$ 300.00	1	\$ 300.00
Oklahoma	\$ 350.00	1	\$ 350.00
Oregon	\$ 780.00	2	\$ 390.00
California	\$ 825.00	2	\$ 412.50
Connecticut	\$ 570.00	1	\$ 570.00
Montana	\$ 600.00	1	\$ 600.00

Legislative Budget Process

